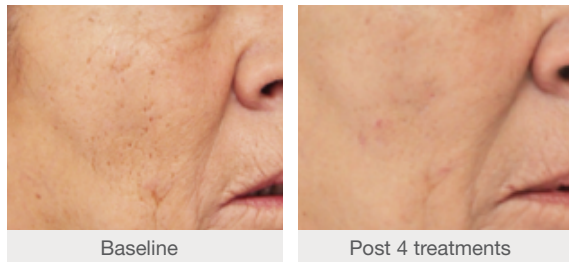


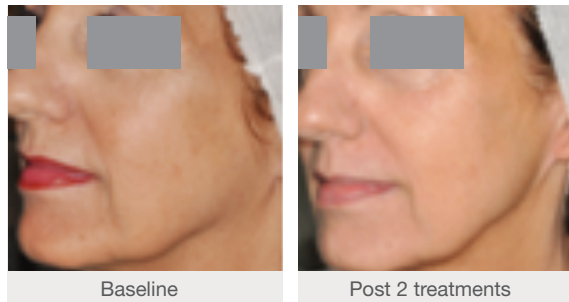
Clinically proven results
for reducing textural irregularities,
including acne scars, surgical
scars, and striae



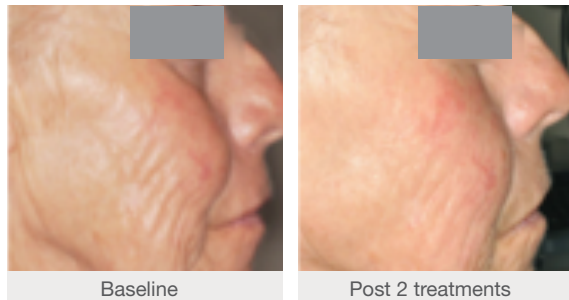
Photos courtesy of Katrin Bartsch, MD, Austria



Photos courtesy of Paloma Cornejo, MD, Spain



Photos courtesy of E. Victor Ross, MD, USA



Photos courtesy of E. Victor Ross, MD, USA

Photos are unretouched. Individual results may vary.

Refresh your skin,
feel confident

- ✓ 100% of patients saw textural improvements³
- ✓ Improve the appearance of skin with short downtime and minimal side effects³
- ✓ Improve the appearance of acne scars and surgical scars
- ✓ Treat striae

Ask us how you can benefit
from the Frax 1550 treatment

1. Ellipse Ydun, CE marked. 2. Cosmetic Surgery National Data Bank Statistics 2017. The American Society for Aesthetic Plastic Surgery. 2. Ellipse Ydun CE marked. 3. Tidwell WJ, Green C, Jensen D, Ross EV. Clinical evaluation and in-vivo analysis of the performance of a fractional infrared 1550 nm laser system for skin rejuvenation. J Cosmet Laser Ther. 2018;20(6):1-4.

Disclaimer: All contents of this material are for informational purposes only and provided by Candela without warranties of any kind. Healthcare professionals are solely responsible for making their own independent evaluation as to the suitability of any product for any particular purpose and in accordance with country specific regulations. The availability of products and the indications mentioned in this material is subject to the regulatory requirements and product registration status in each country. Refer to the User Manual for country specific indications. Products and technical specifications may change without notice. Please contact Candela for more details.

© 2019 Candela Corporation. This material contains registered and unregistered trademarks, trade-names, service marks and brand names of Candela Corporation and its affiliates. All other trademarks are the property of their respective owners. All rights reserved. PU04091EN, Rev.A

CANDELA™
Science. Results. Trust.

Skin resurfacing, acne scars,
surgical scars and striae



Your confidence is showing

The Frax 1550 treatment utilizes advanced
technology for improving skin texture.¹



Ydun™

Confidently look your best

Looking for an effective treatment to help reclaim your skin's youthful look, texture, and tone? Well, you are not alone. Skin resurfacing is among the most requested aesthetic procedures in the United States.

Half a million skin rejuvenation procedures were performed in 2017²

With Frax 1550 treatment, you can:¹

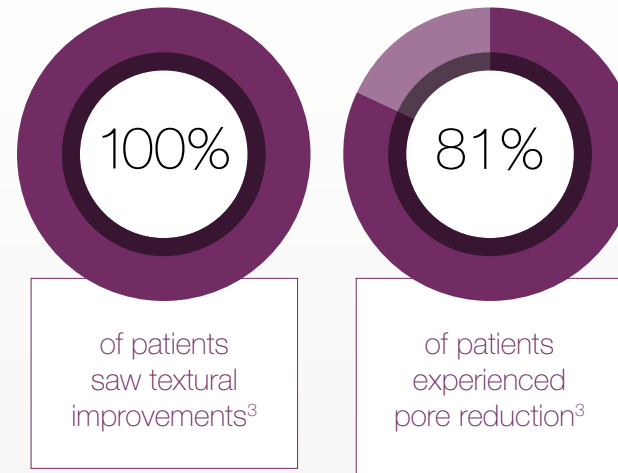
- ☑ Improve the appearance of acne scars and surgical scars
- ☑ Treat striae
- ☑ Improve skin texture

If you are looking for a solution for keeping your skin's appearance youthful, the Frax 1550 treatment might be right for you.



Advanced technologies, enhanced appearance

The Frax 1550 nm laser rejuvenates skin by delivering very small, very controlled bursts of heat energy only to the area being treated.¹ This unique technology allows the pulse time and energy to be set independently to deliver controlled heat at the appropriate width and depth to meet individual needs.¹ The heat stimulates the production of collagen, which will resurface the skin over time. And because the laser is rolled across the skin, the treatment takes a short time, the surface of the skin is left intact, and healing and recovery are quick.



The SoftCool™ skin cooler helps reduce treatment discomfort, and the use of an anesthetic/numbing cream may be recommended. After this wears off, for a few hours you will feel as if you have a light sunburn.

What you can expect

- ① Prior to your Frax 1550 procedure, you and your healthcare provider will meet to discuss your treatment goals. Generally, the treatment procedure itself takes from 15 to 45 minutes, depending on the size of the area to be treated.
- ② Typically, you will be offered a course of 3 treatments, but this will vary according to your needs. If you are darker-skinned, your healthcare provider may decide to offer a longer course of gentler treatments. Preprogrammed settings for different skin types ensures a correct energy output for your complexion.
- ③ It is important to avoid tanning salons and self-tanning products before and during the treatment period, and it is recommended to reduce sun exposure during this time and for 30 days after treatment. You will get maximum results if you use a normal moisturizing cream before and after treatment.
- ④ After treatment, you should avoid sun exposure for 30 days or use sun protection (minimum SPF 30) if sun exposure cannot be avoided. And be sure to let your healthcare provider know if you are prone to acne breakouts or cold sores.
- ⑤ Talk to your healthcare provider about what you can expect with your individual treatment.

